



HAL
open science

Phase segregation on electroactive mixed SAMs: a numerical approach for describing interactions

O. Alévêque, Pierre-Yves Blanchard, Tony Breton, M. Dias, Christelle Gautier, E. Levillain

► To cite this version:

O. Alévêque, Pierre-Yves Blanchard, Tony Breton, M. Dias, Christelle Gautier, et al.. Phase segregation on electroactive mixed SAMs: a numerical approach for describing interactions. The 61st Annual Meeting of the International Society of Electrochemistry, Sep 2010, NICE, France. hal-02894658

HAL Id: hal-02894658

<https://univ-angers.hal.science/hal-02894658>

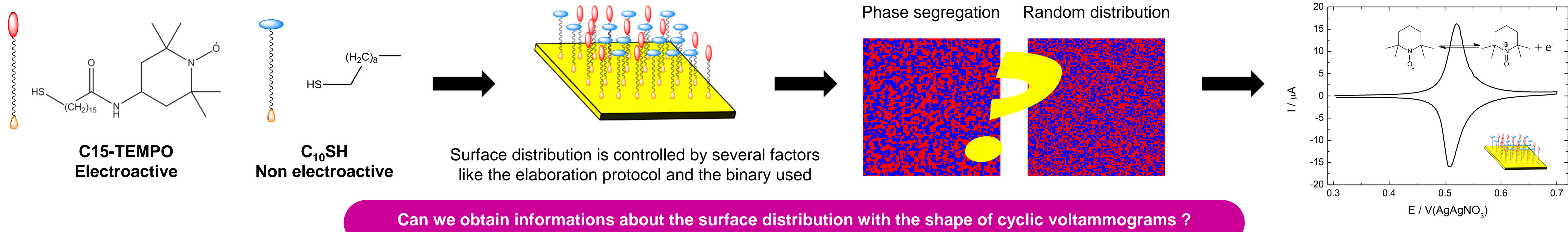
Submitted on 9 Jul 2020

HAL is a multi-disciplinary open access archive for the deposit and dissemination of scientific research documents, whether they are published or not. The documents may come from teaching and research institutions in France or abroad, or from public or private research centers.

L'archive ouverte pluridisciplinaire **HAL**, est destinée au dépôt et à la diffusion de documents scientifiques de niveau recherche, publiés ou non, émanant des établissements d'enseignement et de recherche français ou étrangers, des laboratoires publics ou privés.

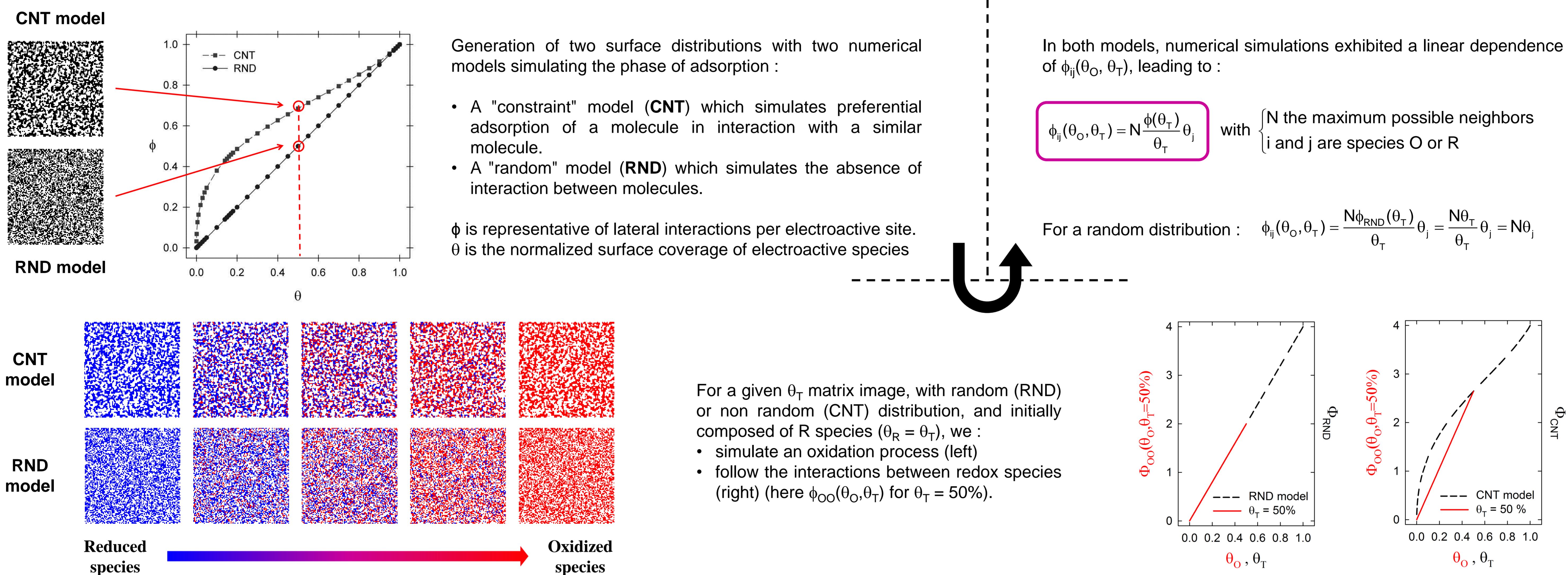
The Laviron's interaction model, dedicated to randomly distributed electroactive adsorbed species, was extended to a non-random distribution in order to extract the current-voltage characteristics from any surface distribution of electroactive centers on self-assembled monolayer (SAM). Confronted to electrochemical behaviour of nitroxyl radical SAMs, the agreement observed between theory and experiments provides evidence of a distribution independence of the interaction parameters.

Nitroxyl radical self-assembled monolayers on gold



Generalization of Lateral Interaction Model for any surface distribution

FIRST STEP : NUMERICAL MODEL



SECOND STEP : GENERALIZATION OF THE MODEL

$$i(t) = nFAk_s \Gamma_{max} \begin{pmatrix} \theta_O(t)\eta^{-\alpha} \exp\left[-2a_{OO} \frac{\phi(\theta_T)}{\theta_T} \theta_O(t) - 2a_{OR} \frac{\phi(\theta_T)}{\theta_T} \theta_R(t)\right] \\ -\theta_R(t)\eta^{1-\alpha} \exp\left[-2a_{RR} \frac{\phi(\theta_T)}{\theta_T} \theta_R(t) - 2a_{RO} \frac{\phi(\theta_T)}{\theta_T} \theta_O(t)\right] \end{pmatrix}$$

$$i(t) = nFA \frac{d\Gamma_O}{dt} = nFA\Gamma_{max} \frac{d\theta_O}{dt}$$

where $\eta = \exp\left(\frac{nF(E - E^0)}{RT}\right)$ and $E^0 = E_0 - \frac{RT}{nF} \ln\left(\frac{b_O}{b_R}\right)$

and n, F, A, R, k_s, T, E^0 have their usual meanings.

We generalized the LAVIRON's interaction model by introducing the ϕ parameter calculated in the first step.

θ_O and θ_R , normalized surface coverage of oxidized and reduced species
 $\theta_T = \theta_O + \theta_R$, normalized surface coverage

a_{OO}, a_{RR}, a_{OR} and a_{RO} are the interaction constants between molecules of O, molecules of R and molecules of O and R respectively.

a_i is positive for an attraction and negative for a repulsion. The a values are assumed to be independent of the potential.

$\phi(\theta_T)$, "segregation factor", is representative of the average number of lateral interactions per electroactive site

For a fast reversible system ($k_s = \infty$), the i - E characteristics can be expressed as :

$$E_p(\theta_T) = E^0 - \frac{RT}{nF} S\phi(\theta_T)$$

$$i_p(\theta_T) = \frac{n^2 F^2 v A \Gamma_{max}}{RT} \frac{\theta_T}{2(2 - G\phi(\theta_T))}$$

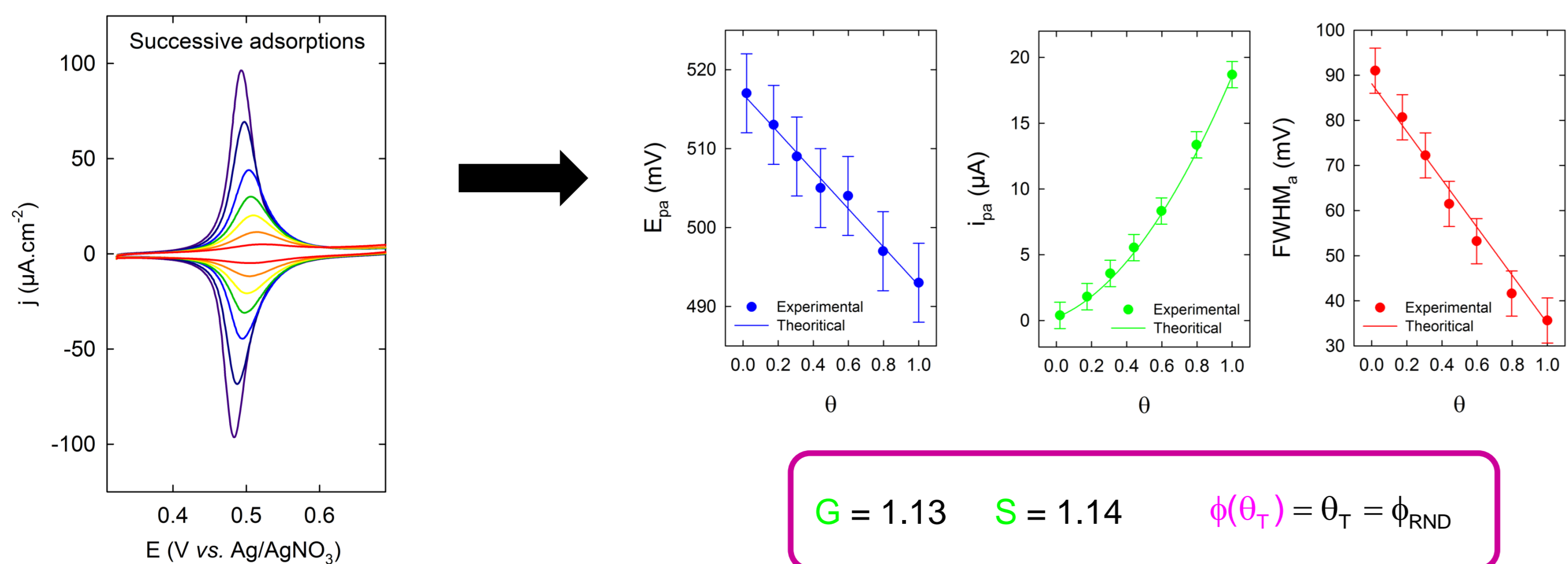
$$FWHM(\theta_T) \approx \frac{RT}{nF} \left[2\ln(2\sqrt{2} + 3) - \frac{3\sqrt{2}}{2} G\phi(\theta_T) \right]$$

with $G = a_{OO} + a_{RR} - a_{OR} - a_{RO}$ and $S = a_{OO} - a_{RR} + a_{OR} - a_{RO}$

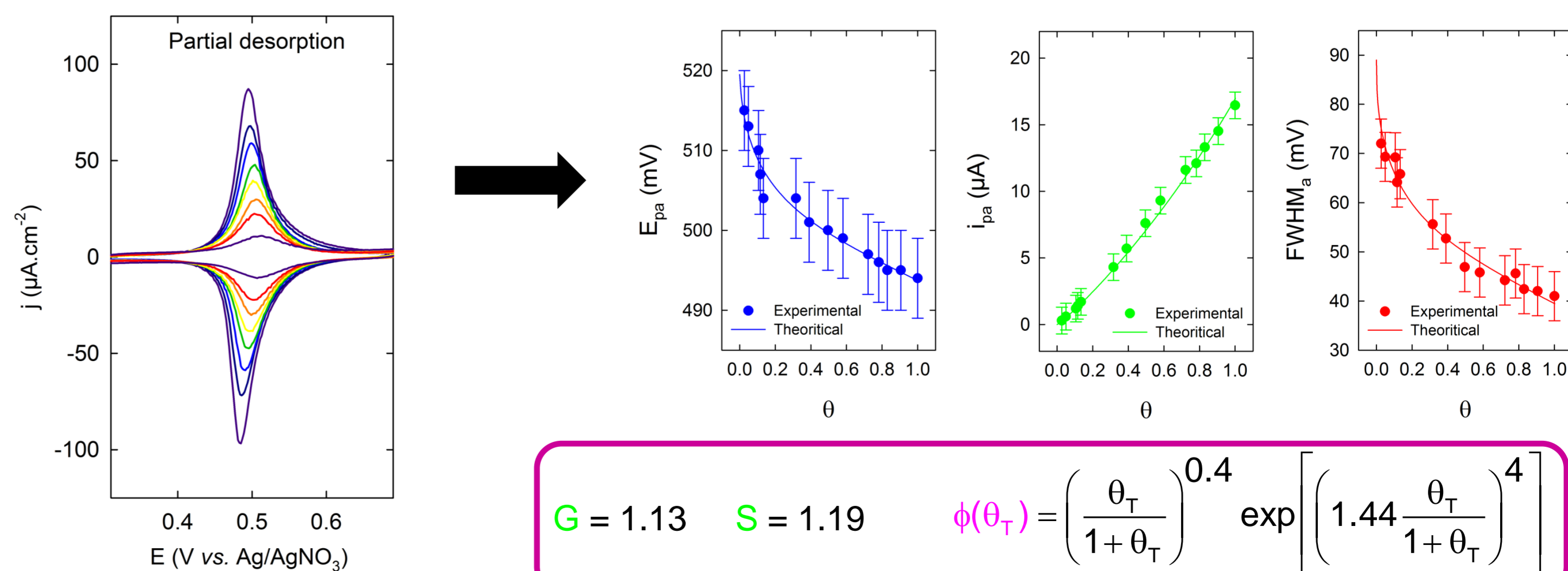
Application

In order to test this new model, we elaborate C15-TEMPO mixed SAMs using two protocols leading to two surface distributions.

Successive adsorptions of C15-TEMPO and C10SH
Favors random distribution



Partial desorption of a densely packed SAM of C15-TEMPO under ultrasonication
Favors surface segregation



Distribution independence of G and S parameters. The surface distribution ϕ can be deduced with the shape of cyclic voltammograms.