



HAL
open science

Radical cation salts of TTF donors with the Ta₂OF₁₀ Anion

Cécile Mézière, Magali Allain, Nabil Mroweh, Pascale Auban-Senzier, Enric Canadell, Narcis Avarvari

► **To cite this version:**

Cécile Mézière, Magali Allain, Nabil Mroweh, Pascale Auban-Senzier, Enric Canadell, et al.. Radical cation salts of TTF donors with the Ta₂OF₁₀ Anion. Journées scientifiques 2019 de la Société Chimique de France, section Bretagne-Pays de la Loire, 2019, Trégastel, France. , 2019. hal-02564624

HAL Id: hal-02564624

<https://univ-angers.hal.science/hal-02564624>

Submitted on 5 May 2020

HAL is a multi-disciplinary open access archive for the deposit and dissemination of scientific research documents, whether they are published or not. The documents may come from teaching and research institutions in France or abroad, or from public or private research centers.

L'archive ouverte pluridisciplinaire **HAL**, est destinée au dépôt et à la diffusion de documents scientifiques de niveau recherche, publiés ou non, émanant des établissements d'enseignement et de recherche français ou étrangers, des laboratoires publics ou privés.

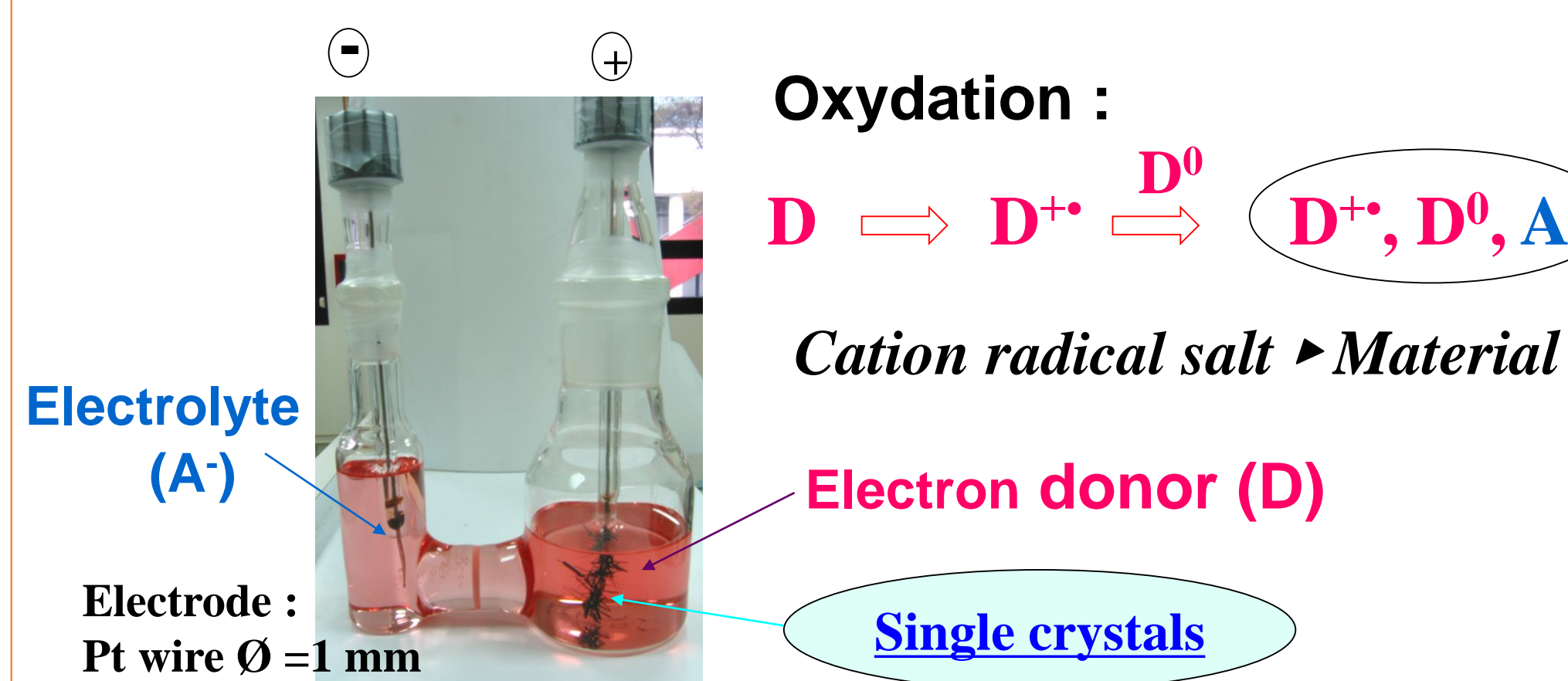
Cécile Mézière¹, Magali Allain¹, Nabil Mroweh¹, Pascale Auban Senzier², Enric Canadell³, Narcis Avarvari¹

¹MOLTECH-Anjou, UMR 6200, CNRS, UNIV Angers, 2 bd Lavoisier, 49045 ANGERS Cedex, France

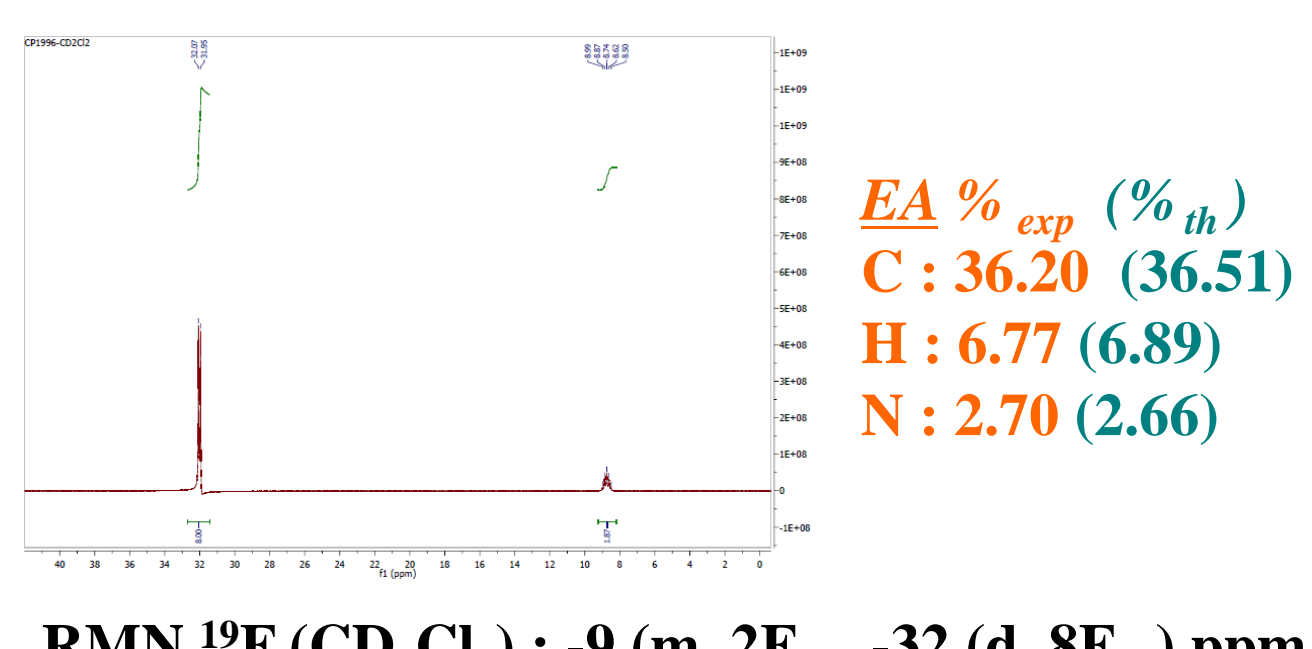
²Laboratoire de Physique des Solides, UMR8502 CNRS-Université Paris Sud, Bât. 510, 1 rue Nicolas Appert, 91405 Orsay Cedex, France

³Institut de Ciència de Materials de Barcelona (CSIC), Campus de la UAB, E-08193 Bellaterra, Spain

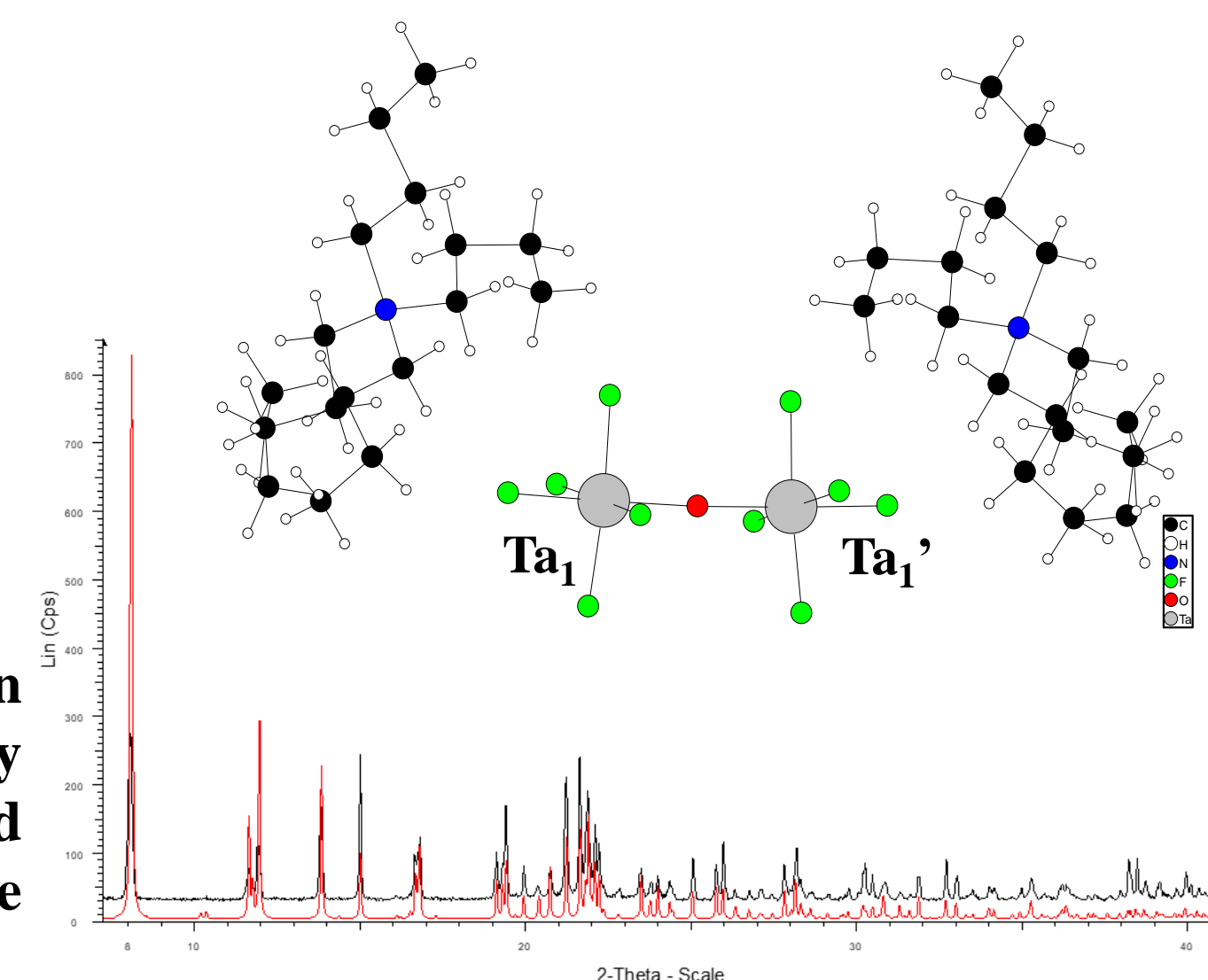
Electrocrystallization set up [1]



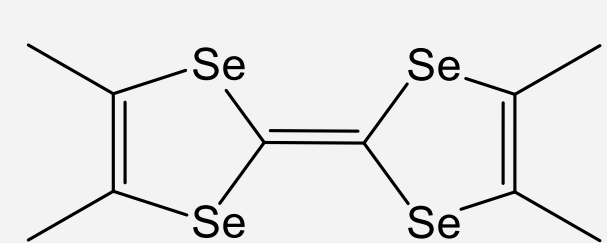
(TBA)₂(Ta₂OF₁₀) synthesis



X-ray powder diffractogram on crushed crystals (black) perfectly indexed with the simulated diffractogram from the single crystal structure (red).




D = TMTSeF



(TMTSeF)₃Ta₂OF₁₀

TETRAMETHYL TETRASELEFULVALENE

Solvent: CH₂Cl₂
T = 20°C, I = 1 μA

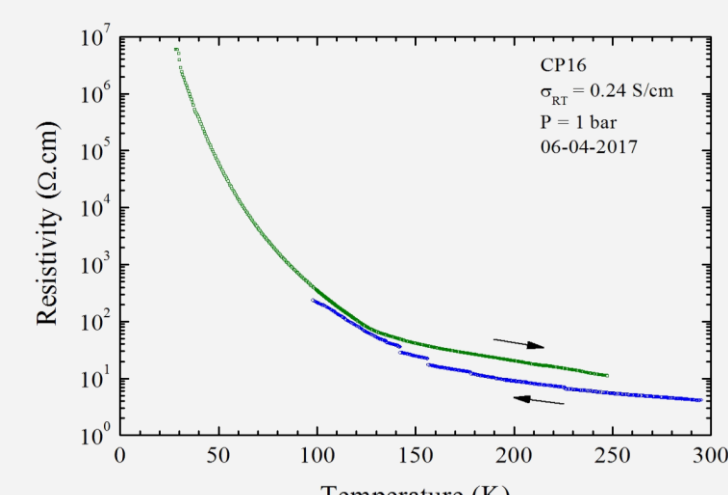
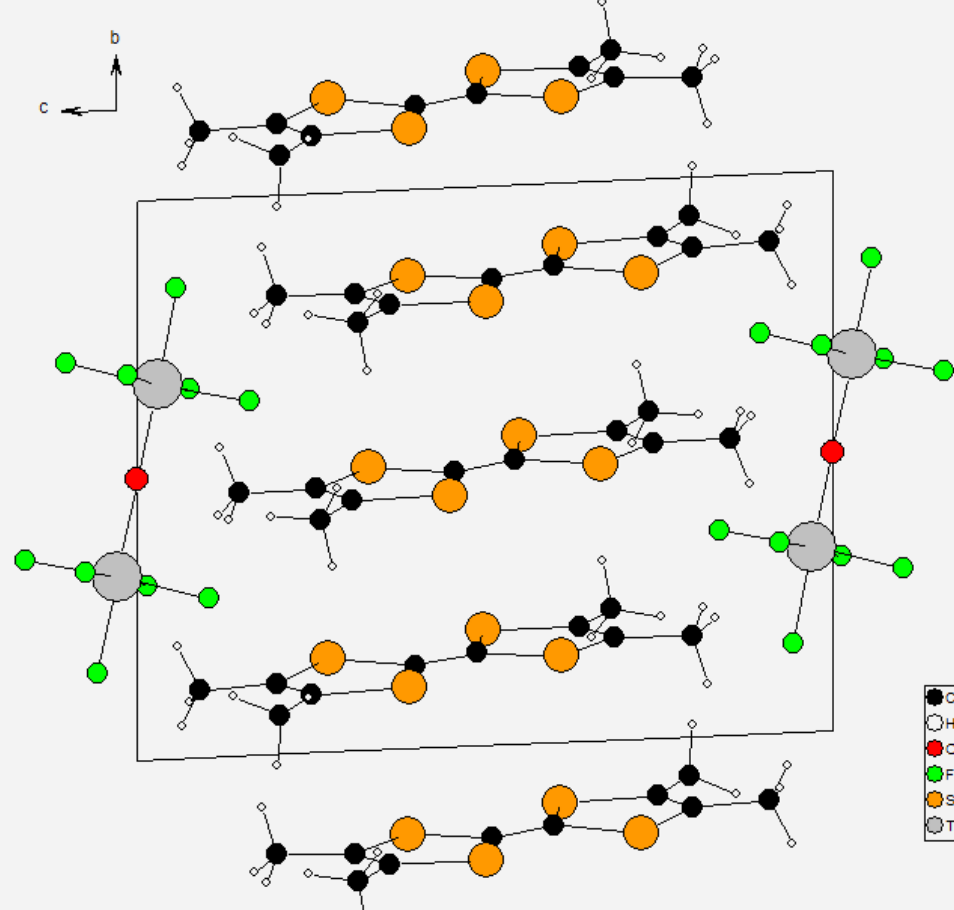


Prisms

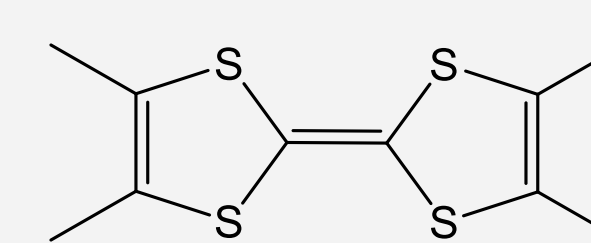
Unit cell, T = 293K
a = 7.8356(9) Å $\alpha = 90.28(1)^\circ$
b = 10.993(1) Å $\beta = 80.09(1)^\circ$
c = 13.558(2) Å $\gamma = 77.836(8)^\circ$
V = 1123.6(2) Å³
Z=1, R1 = 2.87%
Triclinic system, P-1

$\sigma_{RT} = 0.24$ S/cm

This phase was previously (wrongly) reported (Synth. Met. 1991, 42, 1939) as (TMTSeF)₂Ta₂F₁₁




D = TMTTF [2]



(TMTTF)₃Ta₂OF₁₀

TETRAMETHYL TETRATHIAFULVALENE

Solvent: CH₂Cl₂
T = 20°C, I = 1 μA

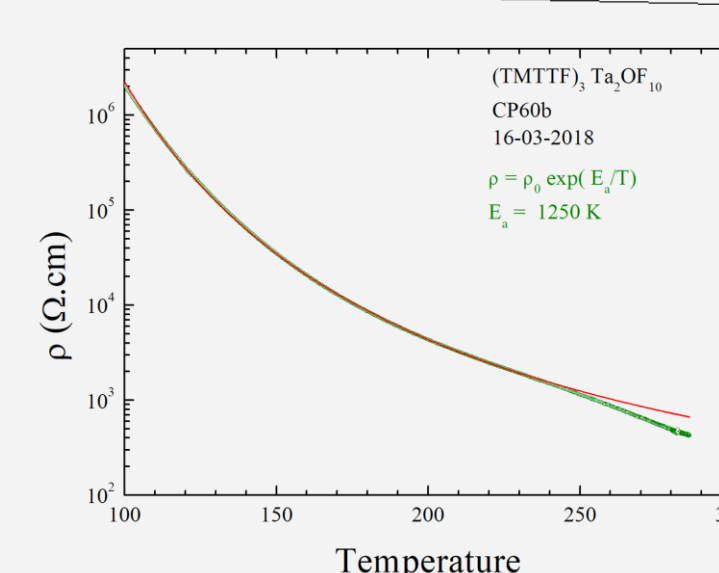
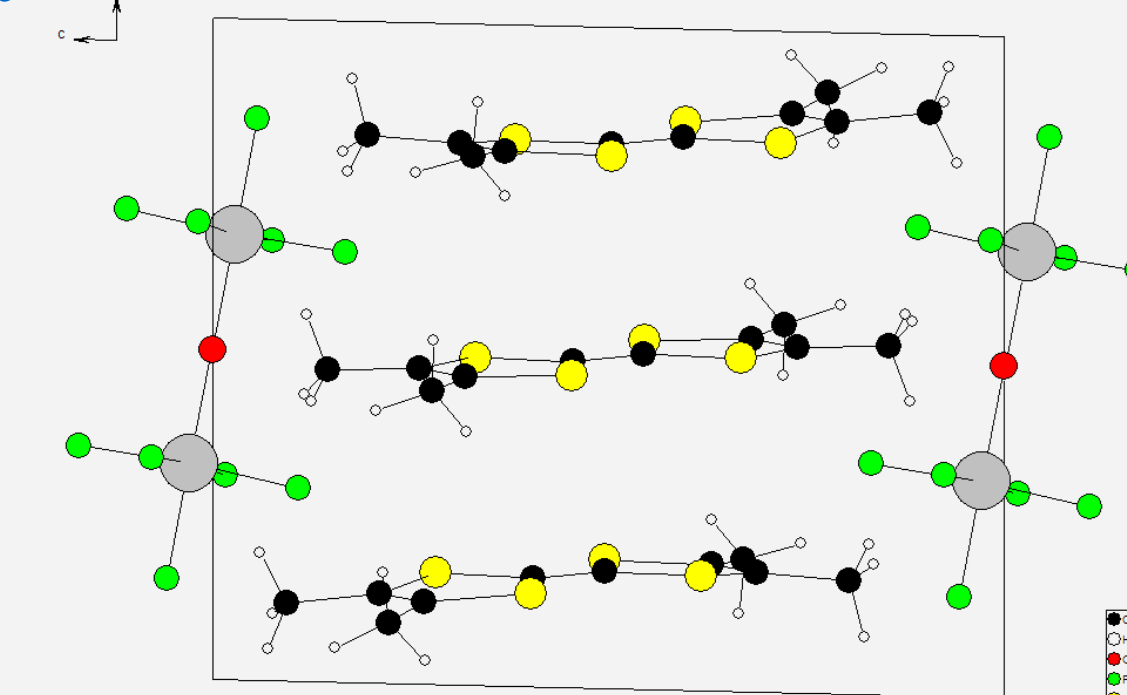


Thick plates

Unit cell, T = 293K
a = 7.8130(1) Å $\alpha = 86.153(7)^\circ$
b = 10.960(1) Å $\beta = 78.048(4)^\circ$
c = 13.091(1) Å $\gamma = 77.49(1)^\circ$
V = 1070.4(2) Å³
Z=1, R1 = 3.67%
Triclinic system, P-1

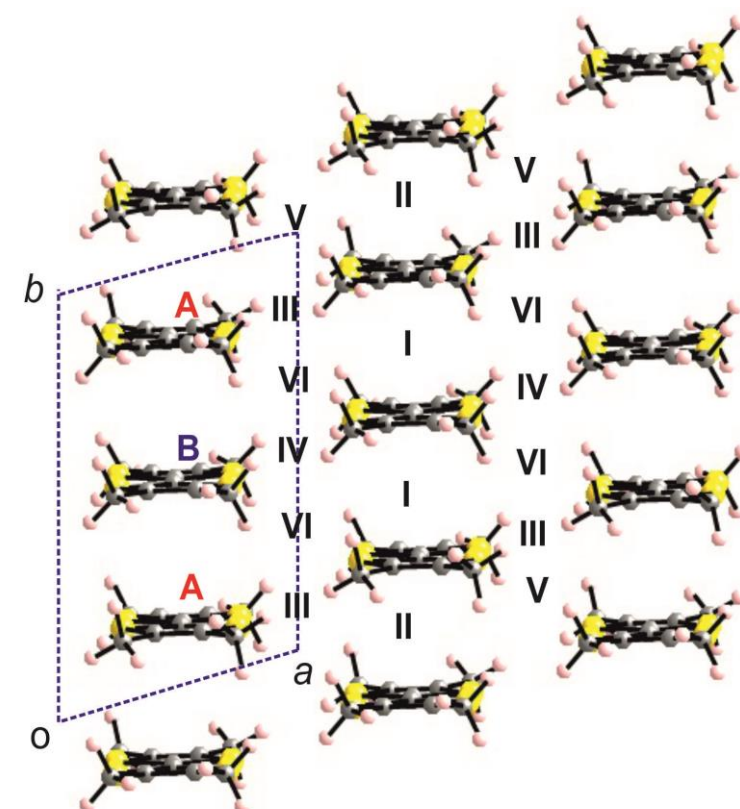
$\sigma_{RT} = 0.0025$ S/cm

Mentioned in [3] concerning the preparation of (TMTTF)₂TaF₆: "Occasionally, another polytype 3:1 salt, (TMTTF)₃(TaF₃)₂O, was formed."



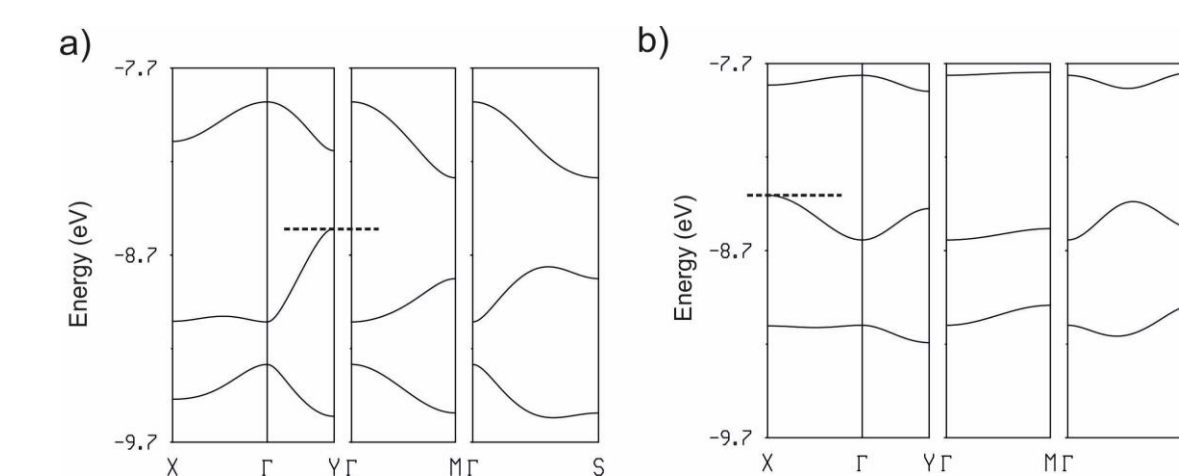
Uniform stacking of oxidized TMTXF molecules / Semi-conducting materials

Electronic structures: The donor layer of each salt is built from centrosymmetric A-B-A trimers of donor molecules. The intermolecular interaction I is by far the stronger and suggests a 1D conductivity. For the TMTTF salt all other interactions are considerably weaker. In TMTSeF salt interaction II is substantial and this difference is mostly at the origin of the pseudo-1D behavior of TMTSeF salt as well as the 10 times less conductivity properties of TMTTF salt.



Interaction (type)	(TMTSeF) ₃ Ta ₂ OF ₁₀	(TMTTF) ₃ Ta ₂ OF ₁₀
I (A-B)	0.7561	0.7368
II (A-A)	0.3458	0.0105
III (A-A)	0.0261	0.0360
IV (B-B)	0.0349	0.0295
V (A-A)	0.0696	0.1302
VI (A-B)	0.0118	0.0205


Abs. values of the $|\beta_{HOMO-HOMO}|$ intermolecular interaction energies (eV) for the different donor...donor interactions.



Calc. band structure for the donor layers of (TMTSeF)₃Ta₂OF₁₀ (a) and (TMTTF)₃Ta₂OF₁₀ (b) where the dashed line refers to the Fermi level.

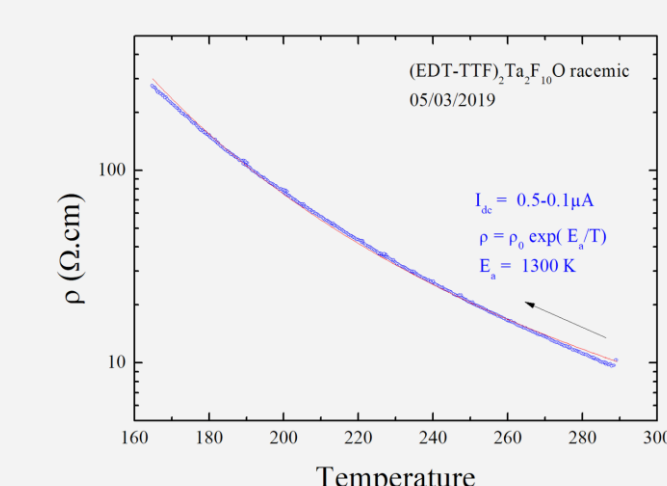
(RAC)-(DM-EDT-TTF)₃Ta₂OF₁₀

Solvent: CHCl₃
T = 20°C, I = 0.5 μA



Thin plates

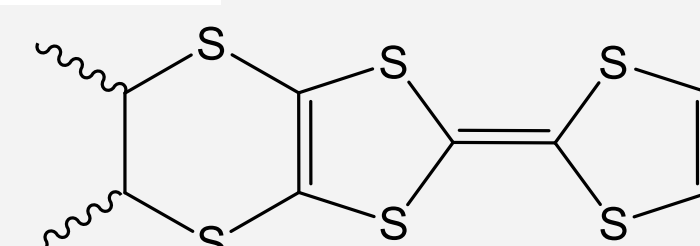
Unit cell, T = 150K
a = 12.5633(6) Å $\alpha = 90^\circ$
b = 10.7252(9) Å $\beta = 93.226(5)^\circ$
c = 34.292(2) Å $\gamma = 90^\circ$
V = 4613.3(5) Å³
Z=4, R1 = 9.52%
Monoclinic system, P 2₁/c



$\sigma_{RT} = 0.33$ S/cm

The enantiopure is about 3 times more conductive

D = DM-EDT-TTF



DIMETHYL ETHYLENEDITHIO TETRATHIAFULVALENE

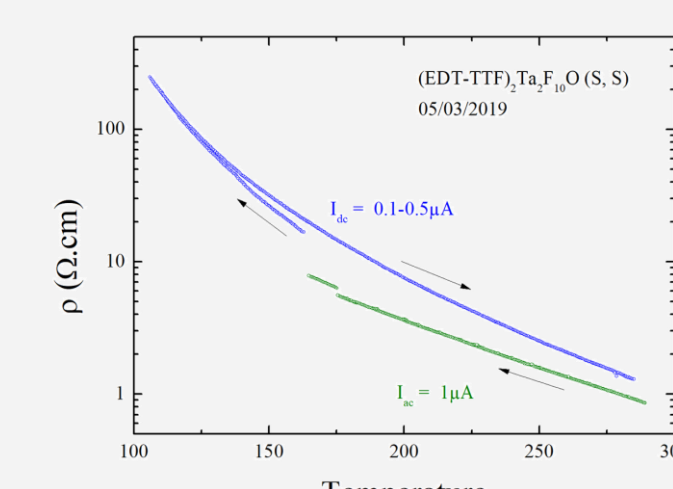
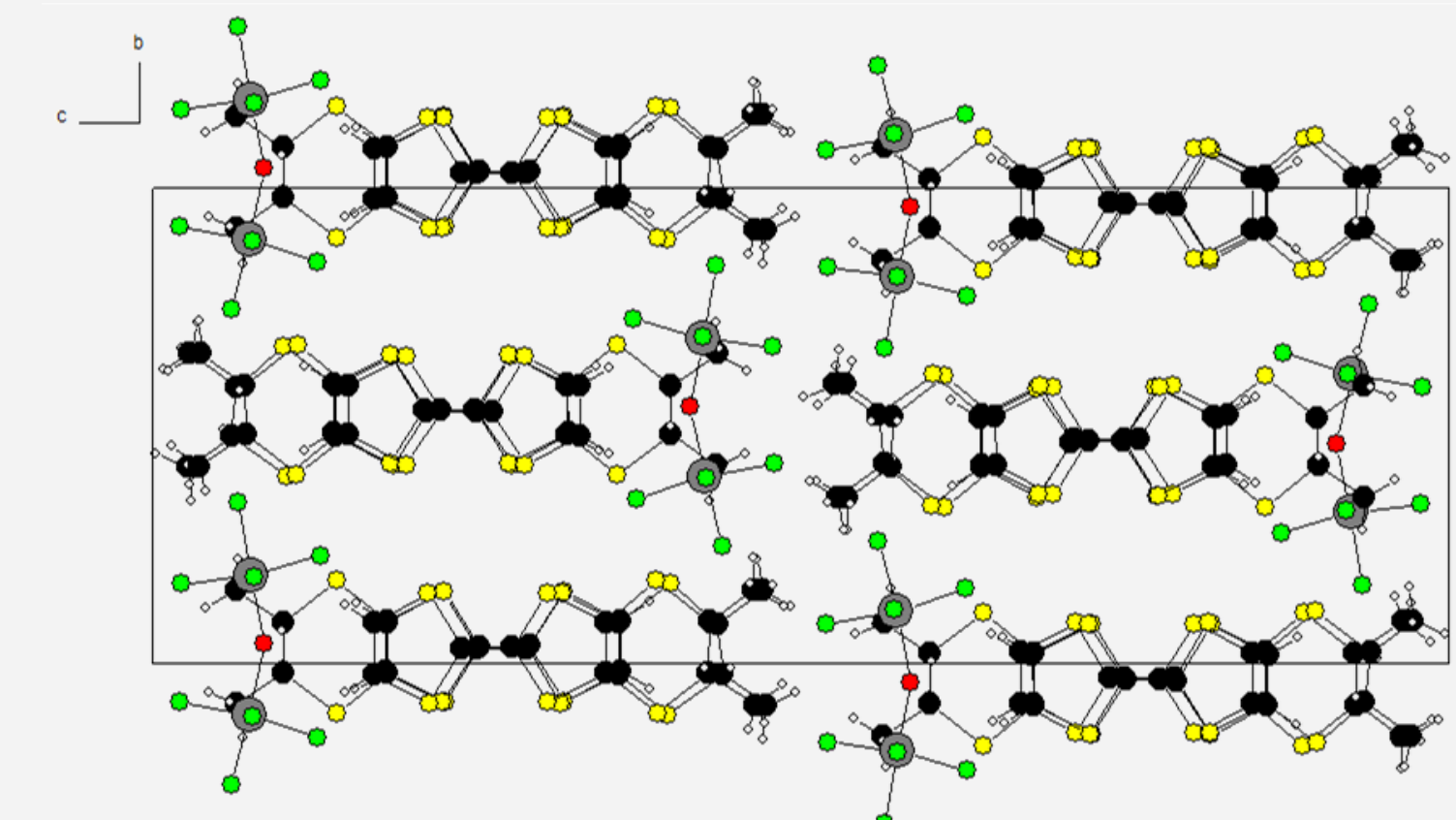
(S,S)-(DM-EDT-TTF)₃Ta₂OF₁₀



Needles

Unit cell, T = 293K
a = 10.8773(2) Å $\alpha = 90^\circ$
b = 12.6267(2) Å $\beta = 90^\circ$
c = 34.4236(8) Å $\gamma = 90^\circ$
V = 4727.9(2) Å³
Z=4, R1 = 4.38%
Orthorhombic system, P 2₁2₁2₁

$\sigma_{RT} = 1.1$ S/cm



Synthesis of new conducting (chiral) TTF radical cation salts based on the unexplored $Ta_2OF_{10}^{2-}$;

Investigation of the electrical magnetochiral anisotropy (eMChA) effect on the chiral salts.

Outlooks

Attempts to prepare $Ta_2F_{11}^-$ anion:

TaF_5 $\xrightarrow{TBATaF_6 \text{ or } KTaF_6}$ No evidence of the formation of $Ta_2F_{11}^-$
DCM solution
Or dry process : ball mill, microwaves